

Peakmeter 1119G



Description

Peakmeter

The level meter 1119G is a plug-in unit in a 190 x 40 x 107 mm case. It is featured by a two-channel plasma bargraph display.

Stereo correlation display

The three-colour display gives a clear indication of the phase relationship of stereo signals.



Sandwich scale, horizontal and vertical

Analog • DIN • x-former bal. • 10 ms/1 ms • Scale 127 mm • +20 dB/Memo

TECHNICAL SPECIFICATIONS

General

Supply voltage:	+24 V DC \pm 10 %	or	\pm 15 V DC \pm 10 %
Current drain:	max. 210 mA		
Weight:	approx. 750 g		
Dimensions:	190 x 40 x 107 mm		
Operating temperature range:	+5° to +45° Celsius		
Connector:	DIN 41612/C (32-pin male connector)		
Fastening:	M3 screws		
Controls:	<ul style="list-style-type: none"> • 20 dB gain of input sensitivity • display of the stored peak values and minimum correlation • memory reset 		
Indicators:	<ul style="list-style-type: none"> • Fast-LED (short integration time) • 20 dB-LED (gain of input sensitivity) 		

Peakmeter

Measuring standards:	acc. IRT 3/6 and DIN 45406		
Input sensitivity			
for 0 dB reading:	+6 dBu (1.55 V)		
Max. input level:	+21 dBu		
Adjustable range of input sensitivity:	0 dBu to +15 dBu		
Inputs:	transformer balanced		
Rejection factor:	> 60 dB		
Input impedance:	> 10 k Ω (30 Hz to 20 kHz)		
Integration time:	10 ms, 1 ms (0.1 ms optional)		
Fall back time:	1.5 s for 20 dB 2.5 s for 40 dB		
Scale range:	-50 dB to +5 dB		
Scale marks:	-40, -30, -20, -10, -5 dB		
Calibration marks:	superimposed marks between -10 dB to +5dB in steps of 1 dB (on/off switchable)		

Headroom segments:	0 dB to +5 dB
Scale length:	127 mm
Display segments:	201 segments/channel
Colour of display:	to 0 dB orange, to +5 dB red
Measuring accuracy:	\pm 0.3 dB in the range of -10 dB to +5 dB \pm 1.0 dB in the range of -40 dB to -10 dB

Stereo correlation display

Scale range:	-1 r to +1 r
Scale length:	27 mm
Display segments:	11 segment LED display
Colour of display:	red -1 r to -0.2 r yellow 0 r green +0.2 r to +1 r

Accuracy	
20 Hz to 20 kHz:	\pm 0.2 r in the range of -20 dB to +22 dB
200 Hz to 15 kHz:	\pm 0.2 r in the range of -36 dB to +22 dB
Integration time:	0.5 s
Fall back time:	0.5 s

Items delivered

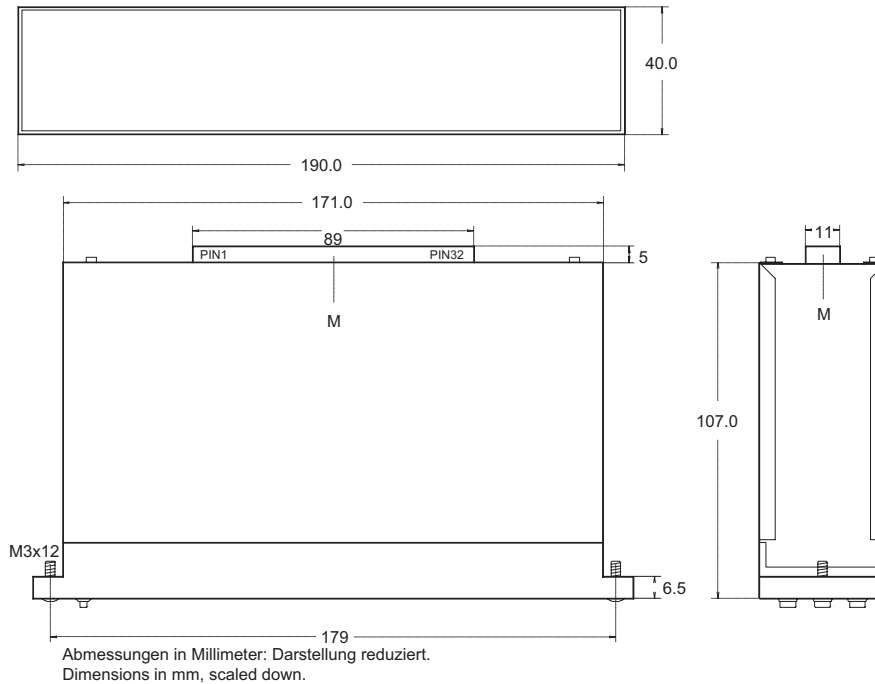
Peakmeter 1119G:	<ul style="list-style-type: none"> • horizontal scale and vertical scale which is fitted underneath (sandwich) • counter plug (DIN 41612/C) • operating manual
------------------	---

Order number: 1119G

Data Sheet

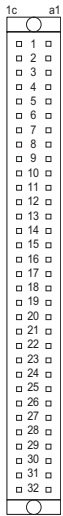
Peakmeter 1119G

DIMENSIONS



CONNECTION

The meter is connected up using a 32-pin female connector (counter plug, DIN 41612/C). This connector is wired as follows (view to the solder side of the counter plug):



- pin 1a: audio input (+), upper or left display column (CH I)
- pin 3a: audio input (-), upper or left display column (CH I)
- pin 5a: external control 10 ms - 1 ms
- pin 7a: audio input (+), lower or right display column (CH II)
- pin 9a: audio input (-), lower or right display column (CH II)
- pin 13a: external control +20 dB
- pin 15a: external control memory reset
- pin 17a: external control memory display
- pin 18a: to be grounded for vertical use
- pin 19a: common ground for external controls
- pin 21a: external control for additional scale marks
- pin 22a: case
- pin 24a: -15 V for symmetrical power supply
- pin 26a: 0 V (center) for symmetrical power supply
- pin 28a: +15 V for symmetrical power supply
- pin 30a: 0 V for single power supply
- pin 32a: +24 V for single power supply

COLORS

- RAL 1015 light ivory
- RAL 9011 graphite black
- RAL 7035 light grey

ACCESSORIES

Subject to technical changes without prior notice 10/2006



19'' - 1U mounting frame
Order no. 12991

19'' - 1U mounting frame
Order no. 12992

19'' - 1U mounting frame
Order no. 12961

Cover plate mounting frame
Order no. 12996

Power pack and bracket
Order no. 1128H

Case including power supply
Order no. 1020E

Case without power supply
Order no. 1018

19''-5U sub rack with power supply
Order no. 1125-10

Clamping locks
Order no. 13973



RTW RADIO-TECHNISCHE WERKSTÄTTEN GmbH & Co. KG
Elbeallee 19 • 50765 Köln • Germany
Phone: +49(0)221 - 7 09 13-33 • FAX: +49(0)221 - 7 09 13-32
Internet: www.rtw.de • E-Mail: rtw@rtw.de