

HA PREMIER



HD
POWER

QuickZoom

HA22x7.3BE RM/RD*

HA22x7.3BE RM/RD*



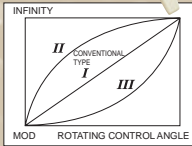
Zoom Ratio/Format	22X / 2/3"
Focal Length	7.3 to 161 mm
Extender	(2X) 14.6 to 322 mm
Maximum Relative Aperture	1:1.9 (7.3 ~ 113mm) 1:2.7 (161 mm)
Maximum Photometric Aperture T-No.	1:2.0 (7.3 ~ 113mm) 1:2.9 (161 mm)
Angular Field of View 16:9 Aspect Ratio	7.3 mm 66° 36' x 40° 32' 161 mm 3° 25' x 1° 55' (2X) 14.6 mm 36° 22' x 20° 55' 322 mm 1° 42' x 0° 58'
M.O.D. from Image Plane	1.18m
M.O.D. from Front of Lens	0.85m
Object Dimensions at M.O.D.	7.3 mm 1222 x 687 mm 161 mm 55 x 31 mm (2X) 14.6 mm 609 x 342 mm 322 mm 28 x 16 mm
Filter Size	ø 127 mm P=0.75 (On Hood)
Dia ø x Length (w/o Hood)	ø110 x 287.3 mm
Weight (w/o Hood)	3.15 kg / 3.22 kg*
Options	Ratio Converter / 16 Bit Encoder
Features	Inner Focus / Quick Zoom / Zoom Limit

*RD contain servos for zoom and focus.

ACCESSORIES: HD & SD ENG/EFP

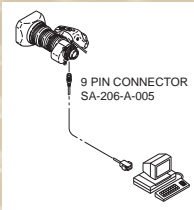
THREE-MODE FINE FOCUS

By shifting the sensitivity from the wide side to the telephoto side of the focus range, this control provides more precise focusing for studio or sports productions.




SERIAL DIGITAL REMOTE CONTROL BY PC

Remote control of zoom, focus and iris for DigiPower lenses is possible via serial digital link, providing accurate positioning for virtual studio and other applications requiring digital precision.




DIGI ZOOM DEMAND*



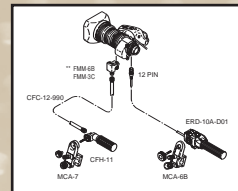
*New Digital features only available on ERM/ERD-M/S.

- A. CFC-990 Flex Cable
- B. FMM-3B/6B Manual Module
- C. ZMM-6 Manual Module
- D. EBF-1 Focus Cable
- E. MCA-6
- F. ERD-20A-A02 Zoom Demand
- G. FSP-13G Focus Positional Module
- H. EPD-4A-E02
- I. CZH-14 Focus Handle
- J. CFH-11 Focus Handle
- K. MCA-7 Mounting Clamp
- L. EPD-20A-A01/A02 Focus Demand
- M. ERD-10A-D01 Zoom Demand
- N. ALH-117A-02A Support for HA36x/A36x HA42x

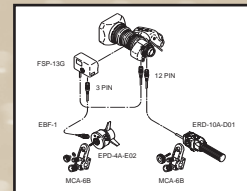


DIGI POWER REAR CONTROL KITS

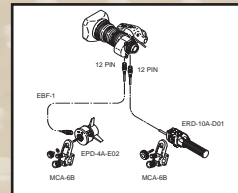
MS-11D Manual Focus/Servo Zoom
For use with RM/ZM type lenses.



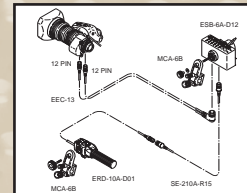
SS-11D Servo Focus/Servo Zoom
For use with RM/ZM type lenses.



SS-13D Servo Focus/Servo Zoom
For use with RD/ZD type lenses.

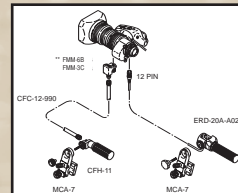


SS-14S Servo Focus/Servo Zoom
For use with RD/ZD type lenses.

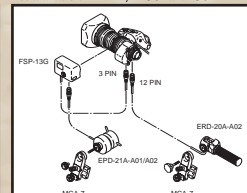


STANDARD REAR CONTROL KITS

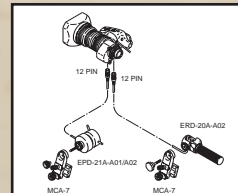
MS-11 Manual Focus/Servo Zoom



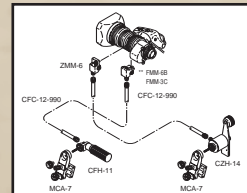
SS-11 Servo Focus/Servo Zoom
Not available on HA42x, HA36x and A36



SS-13A Servo Focus/Servo Zoom
For use with ERD type lenses.




MM-11 Manual Focus/Manual Zoom
Not available on HA42x, HA36x and A36x



*Specify camera type
**FMM-3C for use on HA36x, HA42x and HA25x

MOUNTING SYSTEM

Fujinon has replaced the "cone" shaped mounting system with the "tooth" system. The cone type may still be ordered as a special order.



Note: ERD-20A-A02 (F) and EPD-20A-A02 (L) replace the ERD-T22 and EPD-2CA.