

HA PREMIER



DI
POWER

QuickZoom
OS-TECH

HA42x13.5BE RD*



HA42x13.5BE RD

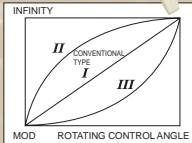
Zoom Ratio / Format	42X / 2/3"
Focal Length	13.5 ~ 570 mm
Extender	(2X) 27 ~ 1140 mm
Maximum Relative Aperture	1:2.8 (13.5 ~ 307 mm)
	1:5.2 (570 mm)
Maximum Photometric Aperture T-No.	1:3.0 (13.5 ~ 307 mm)
	1:5.6 (570 mm)
Angular Field of View	13.5 mm 39° 07' x 22° 35'
16:9 Aspect Ratio	570 mm 0° 58' x 0° 33'
	(2X) 27 mm 20° 08' x 11° 24'
	1140 mm 0° 29' x 0° 16'
M.O.D. from Image Plane	3.2m
M.O.D. from Front of Lens	2.8m
Object Dimensions at M.O.D.	13.5 mm 1888 x 1061 mm
	570 mm 45 x 25 mm
	(2X) 27 mm 944 x 530 mm
	1140 mm 22 x 13 mm
Filter Size	ø 127 mm P=0.75 (On Barrel)
Dia ø x Length (w/o Hood)	ø130 x 358.5 mm
Weight (w/o Hood)	5.4 kg
Options	Built In OS-TECH
Features	Inner Focus / Zoom Limit / Built In OS-TECH / Quick Zoom

*RD contain servos for zoom and focus.

ACCESSORIES: HD & SD ENG/EFP

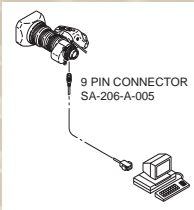
THREE-MODE FINE FOCUS

By shifting the sensitivity from the wide side to the telephoto side of the focus range, this control provides more precise focusing for studio or sports productions.




SERIAL DIGITAL REMOTE CONTROL BY PC

Remote control of zoom, focus and iris for DigiPower lenses is possible via serial digital link, providing accurate positioning for virtual studio and other applications requiring digital precision.




DIGI ZOOM DEMAND*



*New Digital features only available on ERM/ERD-M/S.

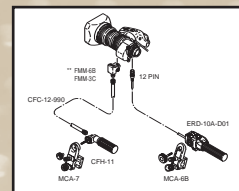
- A. CFC-990 Flex Cable
- B. FMM-3B/6B Manual Module
- C. ZMM-6 Manual Module
- D. EBF-1 Focus Cable
- E. MCA-6
- F. ERD-20A-A02 Zoom Demand
- G. FSP-13G Focus Positional Module
- H. EPD-4A-E02
- I. CZH-14 Focus Handle
- J. CFH-11 Focus Handle
- K. MCA-7 Mounting Clamp
- L. EPD-20A-A01/A02 Focus Demand
- M. ERD-10A-D01 Zoom Demand
- N. ALH-117A-02A Support for HA36x/A36x HA42x



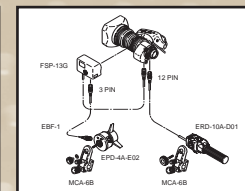
Note: ERD-20A-A02 (F) and EPD-20A-A02 (L) replace the ERD-T22 and EPD-2CA.

DIGI POWER REAR CONTROL KITS

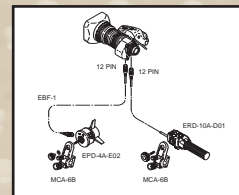
MS-11D Manual Focus/Servo Zoom
For use with RM/ZM type lenses.



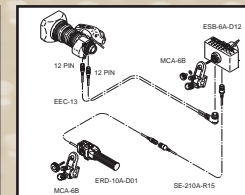
SS-11D Servo Focus/Servo Zoom
For use with RM/ZM type lenses.



SS-13D Servo Focus/Servo Zoom
For use with RD/ZD type lenses.

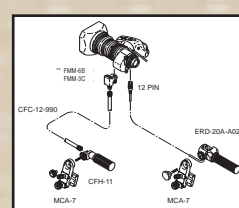


SS-14S Servo Focus/Servo Zoom
For use with RD/ZD type lenses.

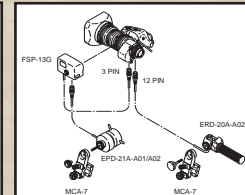


STANDARD REAR CONTROL KITS

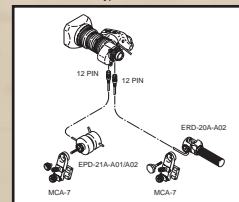
MS-11 Manual Focus/Servo Zoom



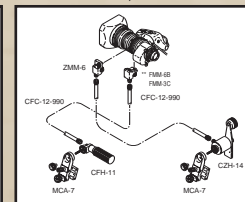
SS-11 Servo Focus/Servo Zoom
Not available on HA42x, HA36x and A36



SS-13A Servo Focus/Servo Zoom
For use with ERD type lenses.



MM-11 Manual Focus/Manual Zoom
Not available on HA42x, HA36x and A36x



*Specify camera type

**FMM-3C for use on HA36x, HA42x and HA25x

MOUNTING SYSTEM

Fujinon has replaced the "cone" shaped mounting system with the "tooth" system. The cone type may still be ordered as a special order.



New Style MCA-7

Old Style MCA-1A (Discontinued)